



Litomyšl town

Accessibility card

Basic information

 Litomyšl, Smetanovo náměstí, 570 01
(Sightseeing tour through the historic town centre)
GPS: N 49.870407, E 16.311422

 +420 461 612 161
(Tourist Information Centre)

 ic@litomysl.cz

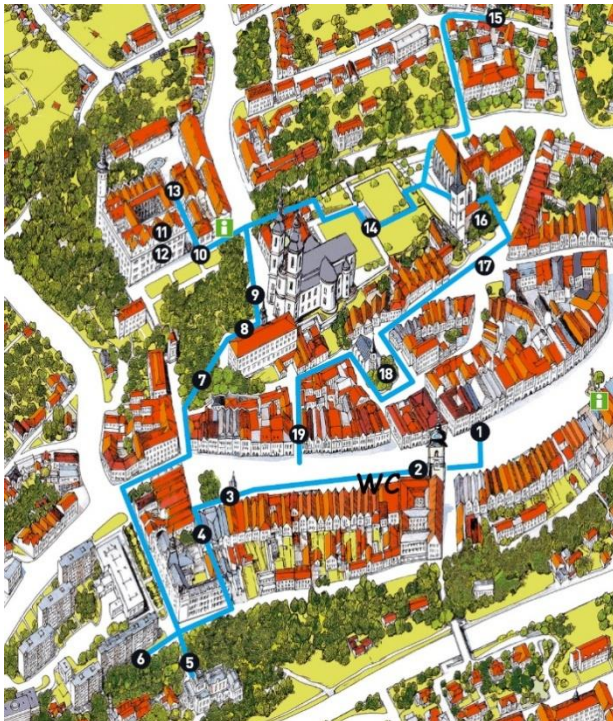
 <https://www.ticlitomysl.cz/>,
<http://www.litomysl.cz/>

Description

The sightseeing tour of the historical centre of the town Litomyšl is about 1.5 km long, starts at Smetana Square at the Renaissance House U Rytířů (at the Knights) with a gallery. On the route you can see important sights of the town, including the castle grounds, which is a UNESCO World Heritage Site. The map of the recommended route is part of the leaflet, which is available free of charge at the information centre or on the website of the information centre <https://www.ticlitomysl.cz/e-letaky/17-e-letaky/litomysl>. Litomyšl Information Centre offers guided tours of the historic town centre for groups and individuals. The tour takes 1 to 2 hours.

The tour route:

1. Smetana Square, House At The Knights
2. Town hall tower with astronomical clock
3. Bedřich Smetana Monument
4. Secondary School of Pedagogy Education
5. Smetana House (theatre, wheelchair entrance from the back of the building with platform)
6. Promenade around the river Loučná
7. Alois Jirásek Monument
8. Regional Museum
9. Church of the Holy Cross Finding (wheelchair entrance)
10. Castle Gardens and Park (wheelchair entrance)
11. Castle (ground floor wheelchair accessible, otherwise stairs -please notify at least 3 days in advance to use a stairs climber to the first floor; not suitable for electric wheelchairs)
12. Castle Cellars (not wheelchair accessible, stairs)
13. Bedřich Smetana's Birth House (Several Steps)



Source: Litomyšl Tourist Information Centre

14. Monastery gardens (wheelchair accessible)
15. Josef Váchal Museum Portmoneum (stairs)
16. The Church of the Exaltation of Sts. Crosses (wheelchair entrance)
17. Šantovo Square
18. Toulovec Square
19. Smetana Square

Accessibility

Exterior premises – trail

- ❖ It is an outdoor route leading through the streets and alleys in the historical centre of Litomyšl. It is recommended to start the tour at Smetana Square.
- ❖ Entrance to the route is wheelchair accessible and not limited. Smetana Square can be reached by car.
- ❖ The tour has a solid and flat surface (no major defects). Material: tiles (cobblestones, near the Church of the Exaltation of Sts. Crosses big cubes), asphalt, compacted sand.
- ❖ The route width for the whole round is min. 150 cm.
- ❖ Route Profile: Most of the route runs in a flat or slightly undulating terrain. On the route there are two more difficult sections for visitors on a wheelchair or a pram, in the section from Jirásek Street to the castle grounds (approx. 270 m, section between stops 7 and 8), where the climb is 6-8% (it is possible to climb up by a smaller round path by the road). In the section from the Monastery Gardens to Šantovo Square (approx. 100 m, the section between stops 16 and 17), the descent is 8-9% and around the Church of the Exaltation of Sts. Crosses are also stairs. This section can be avoided by passing the church around Zámecká street- Rektor Stříteský street - Šantovo Square.
- ❖ On the route there are information and orientation boards that are easy to read and understand. The writings on the boards are in Czech and English.
- ❖ There are seating places for resting on the route.



From left: House At the Knights (beginning of the route), Smetana Square



From left: Castle hill, castle



From the left: Monastery Gardens, Water embankment Park



From left: Church of the Exaltation and Road to the Square, town signs

Accessible toilet

- ❖ There are several public, wheelchair accessible toilets on the route: Smetana Square (in the former town hall building), in the chateau complex (behind Kočárná) and in the Monastery Gardens (next to the Monastery Cellar).

Parameters of wheelchair accessible toilets:

- ❖ The entrance door to the cabin is min. 80 cm wide.
- ❖ The entrance door has a width of min. 80 cm and it opens outwards. There is a handle on the door.
- ❖ Cabin dimensions are min. 160x160 cm.
- ❖ Next to the toilet, there is free space for the wheelchair (wide at least 90 cm), which does not interfere with any equipment (waste bin, sink, baby changing unit, etc.).
- ❖ There are handrails on both sides of the toilet.

- ❖ There is a baby changing unit available (only at Smetana Square).



From left: WC Smetana Square, WC building in Monastery gardens, WC in Monastery garden



From left: WC building in the castle premises, entrance to the wheelchair WC cabin in the castle premises

Services and equipment

- ❖ The sightseeing of the tour is possible without prior agreement and it can be completed with a guide / assistance dog, except the Monastery Gardens.
- ❖ There is an audio guide with detailed explanation of the route in Czech, German and English. The infocentre lends it for a fee. It is not an audio guide with a description adapted to people with visual impairments.
- ❖ Guided tours of the city centre in Czech, German and English. Guided tours are provided by the information centre.
- ❖ Children's playground (Water embankment, Castle Hill) and children's corner in the information centre (in the square and in the castle premises) or the regional museum.
- ❖ Special programs/information materials for children - according to the current offer, on request in the info center
- ❖ Reserved parking places available in Smetana Square.
- ❖ There are: a souvenir shop in the information centre in the square and on the castle hill (wheelchair access).
- ❖ There are many gastronomic facilities along the route.

Date of processing: 11/2022