




## Museum of crafts in Letohrad

### Accessibility card

#### Basic information

 Letohrad, Nový dvůr 143, 561 51  
GPS: N 50.034951, E 16.502799

 +420 465 622 160  
 [letohrad@muzeumremesel.cz](mailto:letohrad@muzeumremesel.cz)  
 <https://www.muzeumremesel.cz/>

#### Description

The largest craft museum in Czechia. It offers 7 wheelchair accessible guided tours:

- ❖ A - Exhibition of 30 crafts on three floors of a granary
- ❖ B - Mechanical route - machines in motion
- ❖ C - Depot
- ❖ D - 100-year-old surgery
- ❖ E - 120-year-old school class
- ❖ F - Agriculture
- ❖ Historical nativity scene

Guided tours of all exhibitions, except of the route A, which can be completed separately. The tour of routes A and B take about 50 minutes, the other routes take around 30 minutes.

#### Accessibility

##### Entrance

- ❖ The entrance door to route A has a higher threshold (6 cm), which is eliminated by the wooden sloping ramp.
- ❖ There are 2 steps at the entrance to the tour route D
- ❖ Entrances to other sightseeing tours are wheelchair accessible.
- ❖ Entrance doors are min. 80 cm wide.
- ❖ The main ticket office (on the 2nd floor) is wheelchair accessible (lift), additional ticket office with an information centre (open only in July and August) is located on the ground floor and is wheelchair accessible.



From left: Entrance to sightseeing tour A and B



From left: Main ticket office for route A (on the 2nd floor), additional ticket office with the information centre (entrance and interior)

### Interior premises

- ❖ All roads in the building are min. 150 cm wide.
- ❖ The doors and passages are min. 80 cm wide.
- ❖ The surface of the pathways is firm and non-slippery.
- ❖ There are not more than 2 cm high thresholds / stairs on the communication paths. Only in exposure areas F is two steps (30 cm), but it is eliminated by a sloping ramp.
- ❖ The sightseeing tour A has 3 floors, with 2 floors wheelchair accessible (by lift). The entrance to the lift is min. 80 cm wide. The size of the lift cabin is min. (width) 100 x (depth) 125 cm. The third floor is accessible only by stairs.
- ❖ Other routes are located on the ground floor.
- ❖ There are seating places for resting in the exhibition halls.
- ❖ There is sufficient area in the premises to move the person on the wheelchair (turning the wheelchair) or a pram.
- ❖ Most exhibits cannot be touched or approached from close distance. Haptic models of exhibits are not available.
- ❖ Information panels and descriptions of exhibits are in Czech, English and Polish.
- ❖ Exposure labels are prepared in white print on black background, font size 18. Texts are placed in illuminated display cases in front of each exposure.



From left: Communication paths in the interior (access to exposure A), access to the elevator on the 2nd floor on route A



Exhibition area of the sightseeing tour A



From left: Exposition areas of the sightseeing route B, path B, the sloping platform on route B

---

### Exterior premises

---

- ❖ There are no expositions in the outdoor area, but there is an access route leading to the C, D, E, F and K tours.
- ❖ Entrance to the outdoor area is wheelchair accessible, i.e. without stairs / thresholds higher than 5 cm and other obstacles, sufficiently wide (min. 80 cm).
- ❖ The outdoor area has a solid and flat surface (no major defects). Material: asphalt. To exposures C, F and K is leading a path with a fine gravel surface.
- ❖ The route width is min. 150 cm.
- ❖ The area is flat to slightly undulating terrain (with a slope of up to 6%) and does not significantly complicate the movement of a person on a wheelchair or access with a pram. Only the approach to exposure F (14% longitudinal slope) is more difficult.
- ❖ There are information and orientation boards in the area and they are easy to read and understand. They are eye-catchers for important tourist destinations in the Czech Republic and in the near area, there is an information board about Letohrad town and its tourist destinations. The information is in Czech.
- ❖ There are seating areas for resting in the outdoor area.

---

### Accessible toilet

---

- ❖ In the museum (on the ground floor on route A) and on the tour K, there is a wheelchair accessible toilet.
- ❖ The cabin entrance door is 90 cm wide and opens outwards (from the cabin).

❖ Cabin dimensions are min. 160x160 cm.

- ❖ Next to the toilet, there is free space for the wheelchair (wide at least 90 cm), which does not interfere with any equipment (waste bin, sink, baby changing unit, etc.).
- ❖ There are handrails on both sides of the toilet.
- ❖ A baby changing unit is available in the toilet by the additional ticket office.




---

### Services and equipment

---

- ❖ The museum houses: a souvenir shop and a restaurant (wheelchair access).
- ❖ Guide and registered assistance dogs are permitted entry. (Also domestic dogs).
- ❖ Information materials in easy-to-read format (contrast font black and white and min. 18 mm font size).
- ❖ Foreign visitors can borrow free printed information in English, German, Polish and Dutch.
- ❖ Children's corner (in the restaurant).
- ❖ There is a sufficiently large car park. No reserved parking spaces, with the exception of two places for recharging an electric car.
- ❖ There are no induction loops installed in the building.

*Date of processing: 11/2022*