




Narrow-gauge in Osoblaha – ride by a steam train

Accessibility card

Basic information

 Železniční stanice Třemešná ve Slezsku
GPS: N 50.19972, E 17.57361 Olomouc,
Železniční stanice Osoblaha
GPS: N 50.26805, E 17.72222

 +420 721 676 459
 szd@osoblazsko.com
 <http://www.osoblazsko.com>

Description

The narrow-gauge 20 km railway connecting Třemešná and Osoblaha, where tourist trains are operated with a steam locomotive. The train ride through the picturesque landscape of the Jeseníky Mountains continues for about 80-90 min in one direction. The train runs from Třemešná to Osoblaha and returns once a day on selected days and at weekends from May to September. Exact dates are posted on the website. Visitors can get on and off at any stop on the track (9 in total) and visit attractions that are nearby. The tourist trains include a refreshing beer coach, a coach for the transport of bicycles and prams, and a car with a folding platform for the transport of disabled passengers. The train's capacity is 150 passengers. In addition to regular cruise trains, thematic events are organized. The Osoblaha narrow railway is the oldest narrow-gauge railway in the Czech part of Silesia. Regular public transport started in 1898.

Accessibility

Entrance and Interior premises of the train

- ❖ Platforms at individual stops, as well as access roads to them, have a gravel surface. Only the platform in Třemešná has a surface made of interlocking pavement.
- ❖ Entrance to the trains is a barrier with 1 to 2 steps. The platforms in the stations are not elevated.
- ❖ Only a coach for disabled passengers has a ramp. There are slide rails (each with a width of 26 cm) without handrails, designed to take a wheelchair with a range of wheels of 0.45 - 1 m.
- ❖ The width of the entrance door in the coach for disabled passengers is 90 cm, in other coaches 60 cm.
- ❖ A 2.1 x 1.6 m space is reserved for wheelchair passengers in a coach for disabled passengers.
- ❖ The entrance to the railway station building is wheelchair accessible.
- ❖ Tickets are bought directly on the train, reservations can be made on the website <http://www.osoblazsko.com/rezervace>.



From left: Platform in Třemešná and Osoblaha



Cruise coach for the transport of immobile persons



From the left: Tilting platform and coach interior for disabled persons

Accessible toilet

- ❖ There is only a common toilet in one of the cruise coaches (apart from the coach for disabled people), which has a barrier entry.
- ❖ The entrance door to the cabin is 70 cm and there is not enough manipulating space inside the cabin.
- ❖ There are toilets in the station buildings in the starting and final destination. Please note that these facilities are not for disabled access.

Services and equipment

- ❖ Limited car parking at railway stations in Třemešná and Osoblaha, without prior reserved parking spaces.
- ❖ Possibility to transport a guide or assistance dog.
- ❖ Special thematic rides organized for families with children - jump on a train, haunted train, St. Nicholas train, etc.
- ❖ Reservation of a seat in a coach for the transport of disabled persons is not obligatory, but the train operator recommends it with regard to the limited capacity of the coach and the increasing interest of disabled persons in traveling.

Date of processing: 2/2019