



## Gallery of Modern Art

### Accessibility card

#### Basic information

 Hradec Králové, Velké náměstí 139/140, 500 03  
GPS: N 50.209847, E 15.834271

 +420 495 512 538

 [info@galerie.cz](mailto:info@galerie.cz)

 <https://www.galeriehk.cz/>

#### Description

The Gallery of Modern Art in Hradec Králové is housed in a newly renovated Art Nouveau palace, one of the most important architectural monuments of the early 20th century.

Part of an extensive collection of paintings, statues and sculptures is exhibited in a permanent exhibition that offers a comprehensive overview of Czech art in 20th century. There are works by Bohumil Kubišta, Emil Filla and František Kupka as well as contemporary artists.

Over the course of the year art exhibitions are held here, the public has the opportunity to use various educational programs, including events for families with children.

#### Accessibility

##### Entrance

- ❖ The gallery has two entrances: the main one from Velké náměstí street and the side one from Úzká street.
- ❖ The main entrance is a barrier one: +8 stairs.
- ❖ The side entrance is wheelchair accessible at the level of the access pavement.
- ❖ Behind the entrance door of the side entrance is a ramp. Width 2.5 m, length 15 m (two arms), total height 2 m. The ramp is equipped with handles.
- ❖ Entrance doors is min. 80 cm wide and it opens mechanically inwards. It is without a threshold. There is a doorbell.
- ❖ There is a wheelchair accessible ticket office.



From left: Main entrance, side entry, side entry ramp

---

## Interior premises

---

- ❖ All paths in the building are min. 150 cm wide.
- ❖ The doors and passages are min. 80 cm wide.
- ❖ The surface of the pathways is firm and non-slippery. Material: wood, stone.
- ❖ There are thresholds / stairs on the paths but no more than 2 cm high.
- ❖ The building has more than 1 floor accessible to the public - a total of 5 floors.
- ❖ An elevator is available. The entrance to the lift is min. 80 cm. The size of the lift cabin is min. (width) 100 x (depth) 125 cm.
- ❖ There are resting places in the fourth floor
- ❖ There is sufficient area in the premises to move the person in the wheelchair (turning it) and the pram. The prams can enter the gallery, but not very easily. Not recommended. Prams can be left in the guarded areas of the 1st floor.
- ❖ Most of the exhibits cannot be touched but can be viewed from close distance. Haptic models of exhibits are not available.
- ❖ The exhibits are well visible from different positions. The descriptions of the exhibits are well legible both from sitting and standing position.
- ❖ The descriptions of the exhibits and the texts on the information panels are well legible even for the visually impaired (sufficiently large font, simple font, good text and background contrast).






---

## Accessible toilet

---

- ❖ In the gallery there is a wheelchair accessible toilet - on the 2nd and 4th floor, free access.
- ❖ The cabin entrance door is min. 80 cm wide and it opens outwards.
- ❖ Cabin dimensions are min. 160 x 160 cm.
- ❖ Next to the toilet, there is free space for the wheelchair (wide at least 90 cm), which does not interfere with any equipment (waste bin, washbasin, baby changing unit, etc.).
- ❖ There are handrails on both sides of the toilet.
- ❖ The wheelchair accessible toilet includes a baby changing unit.



---

## Services and equipment

---

- ❖ The property has: a cloakroom and a souvenir shop (wheelchair accessible).
- ❖ Individual visits to the gallery are possible without a prior agreement.
- ❖ Guide or registered assistance dogs are not permitted entry.
- ❖ There is a car park, with no reserved parking spaces. The car park is operated by the town and charges are applicable.

*Date of processing: 11/2022*