




Park Safari in Dvůr Králové

Accessibility card

Basic information

 Dvůr Králové nad Labem, Štefánikova 1029, 544 01
GPS: N 50.432278, E 15.796895

 +420 499 329 515

 info@zoodk.cz

 <https://safari-park.cz/>

Description

The zoo was founded in 1946. As far as the number of animals kept (almost 2500) it is concerned as the largest zoo in Czechia. It specializes in African animals and it is famous for rhino breeding. It differs from other zoos mainly in the safari park, where visitors can watch free-moving animals - zebras, antelopes, giraffes, pelicans, etc. - on a 5 km long route. Rides are either guided tour buses or visitors own cars. As the only park in Europe, it also offers a lion safari. The African and lion safari ride takes about 50 minutes.

Accessibility

Entrance

- ❖ The entrance to the zoo is wheelchair accessible, wide min. 80 cm, without threshold.
- ❖ The entrance to the ticket office is also wheelchair accessible.



Interior premises – pavilions interiors

- ❖ All pavilions are wheelchair accessible.
- ❖ The pathways in pavilions are wide min. 150 cm and have sufficient area for the person in a wheelchair (turning it) or a pram.
- ❖ The doors and passages are min. 80 cm wide.
- ❖ The surface of the paths is firm and non-slippery.
- ❖ Thresholds / stairs are not more than 2 cm high on the paths.
- ❖ There are seating places for resting in the pavilions.
- ❖ Information panels and exhibit labels are easy to read both from sitting and standing position.



Exterior premises

- ❖ The garden is located on a flat terrain (with a slope of 6%) and does not significantly complicate the movement of a person in the wheelchair or access with a pram.
- ❖ Routes are paved and flat (no major defects).
- ❖ Routes are min. 150 cm wide.
- ❖ There are information and orientation boards on the route and they are easy to read and understand.
- ❖ There are seating areas for resting outside.



Accessible toilet

- ❖ There is wheelchair accessible WC in the premises - all toilets in the premises have wheelchair access and the same parameters (except WC in the Z. Burian Gallery).
- ❖ The cabin entrance door is min. 80 cm and it opens outwards from the cabin.
- ❖ The cabin dimensions are min. 160 x 160 cm.

- ❖ Next to the toilet, there is free space for the wheelchair (width min. 90 cm), which does not interfere with any equipment (waste bin, washbasin, baby changing unit, etc.).
- ❖ There are handrails on both sides of the toilet.
- ❖ A baby changing unit is available.



Services and equipment

- ❖ In the complex there is: souvenir shop (accessible for a wheelchair), restaurant, cafés, kiosks with refreshments (wheelchair access).
- ❖ A zoo visit is possible without a prior agreement.
- ❖ Guide and registered support dogs are permitted entry. (except lion safari).
- ❖ Drinking taps and dog bowls are placed all over the area.
- ❖ Possibility of renting a wheelchair for persons with reduced mobility, pram / golf clubs - by prior arrangement.
- ❖ Special haptic program with lecturer Window wide open using natural materials and contact animals - to be booked in advance.
- ❖ Playground (African style wooden playground) and children's play area (no babysitting service).
- ❖ Special programs for children - animal puzzles and quizzes spread throughout the area.
- ❖ There is available a visitor train.
- ❖ There is a car park with reserved parking.

Date of processing: 3/2019