



Museum of Opole countryside

Accessibility card

Basic information

 Opole, ul. Wrocławska 174, 45-835
GPS: N 50.6839471, E 17.8610049

 +48 774 572 349

 sekretariat@muzeumwsiopolskiej.pl

 <http://muzeumwsiopolskiej.pl/>

Description

The Museum of Opole countryside is an ethnographic park with a rich display of wooden rural architecture in Opole Silesia. In addition to historic residential and farm buildings, there are also public facilities, such as a wooden church, school, pub, rural shop or craft and rural buildings (black smith, mill). The exhibition consists of around 50 buildings. The interiors represent original equipment used in individual historical periods - from the mid-19th century to the mid-20th century. The museum is also a place where you can walk among trees, meadows and relax and unwind in the rural vegetable and flower gardens.

It is a good idea to reserve one to two hours to explore the 10 hectare exposition.

In high season (from mid-April to mid-October) you can visit the permanent exhibition incl. interiors of historic buildings and temporary exhibitions. Outside the high season (from mid-October to mid-April), only the park spaces are open without the possibility of visiting the interiors of historic buildings.

Accessibility


Entrance

- ❖ The museum is accessed through an office building. The entrance is wheelchair accessible.
- ❖ The entrance door is min. 80 cm wide, the threshold is max. 2 cm.
- ❖ The entrance door is glazed and opens automatically to the side.
- ❖ The area in front of the entrance is paved with cobblestones. Before entering the museum is a low curb - from 3 cm to 9.5 cm.
- ❖ There are seats in front of the entrance (benches).



Interior premises – office building

- ❖ The main entrance to the museum leads to the entrance hall in the office building, where there is a ticket office, a souvenir shop, a toilet and a conference room. Access to these areas is wheelchair accessible. Access to the first-floor departments is possible with a stair climber assisted by a museum employee.
- ❖ All pathways in the building are min. 150 cm wide, there are no thresholds / steps higher than 2 cm.
- ❖ All doors and passages are min. 80 cm wide.
- ❖ The surface of the building's pathways is solid and non-slippery, marked with a navigation system for visually impaired people.
- ❖ There are no seating areas for resting in the office building.
- ❖ There is a multimedia panel at the box office - sound and tactile map of exposition places of the museum, with audio description of the objects in Polish available.



From left: Navigation sign for the route leading to the checkout, toilets, a conference room and multimedia terminal

Exterior premises – permanent exhibition

- ❖ The permanent exhibition is located outdoors.
- ❖ The entrance to the outdoor area (exit from the administration building) is wheelchair accessible, without thresholds / steps higher than 5 cm.
- ❖ The entrance is min. 80 cm wide.
- ❖ There are places for sitting at the entrance to the outdoor area - benches.
- ❖ Due to the nature of the museum (open-air museum), the sightseeing routes are covered with a layer of gravel and sand. Routes are min. 150 cm wide.
- ❖ Route / terrain profile: Flat to slightly wavy terrain (with a slope up to 6%). Movement between objects does not require overcoming stairs.
- ❖ There are no resting places in the museum area (with the exception of entry benches). You can borrow free picnic blankets and sit on the grass at the museum reception.
- ❖ In the museum area there are orientation boards marked with red and blue, which indicate the direction of the museum tour.
- ❖ The historical objects in the museum have architectural barriers (stairs, high thresholds, low door frames, low ceilings, shading to limit visibility, confined spaces and other drawbacks), and

the ability to view them is largely limited to those with limited mobility. The museum recommends visiting the museum with some assistance.

- ❖ Houses (objects and their equipment) can be viewed from the immediate vicinity from inside and outside. Visually impaired persons may touch the exhibits under the supervision of the exhibition supervisor.
- ❖ Time-limited exhibitions are held in the exhibition space in the historic granary building. It is a two-floor building without a ramp.



Accessible toilet

- ❖ The wheelchair accessible toilet is in the office building, next to the ticket office.
- ❖ The cabin entrance door is min. 80 cm wide and it opens outwards (from the cabin). They are marked with a Braille pictogram.
- ❖ Cabin dimensions are min. 160x160 cm.
- ❖ Next to the toilet bowl, there is free space for the wheelchair (wide at least 90 cm), which does not interfere with any equipment (waste bin, washbasin, baby changing unit, etc.).
- ❖ There are handrails on both sides of the toilet.
- ❖ A baby changing unit available.



Services and equipment

- ❖ The visit is possible without a prior agreement during the museum's opening hours.
- ❖ At the reception you can buy a guide to the exhibition in Polish (book publications) and obtain leaflets with descriptions of historical objects in English (blue leaflet) and in German (red leaflet).
- ❖ There are exhibition supervisors at selected buildings providing information about exhibits in Polish.

- ❖ It is permitted to enter the museum area and all museum spaces with guide and registered support dogs.
- ❖ The museum is adapted to people with visual impairment - information terminal at the reception with an audio-description of the exhibition, typography of selected objects, a customized office building (touch navigation signs, fields / signs to attract attention, which facilitate independent movement for the blind).
- ❖ Special programs for children - educational offer for organized groups of children and youth, family workshops realized within outdoor events.
- ❖ Parking with reserved parking places about 100 m from the entrance to the museum, at Wrocławska street.
- ❖ Staff trained to attend visitors with disabilities.
- ❖ There are no induction loops installed in the museum.



Date of processing: 11/2022